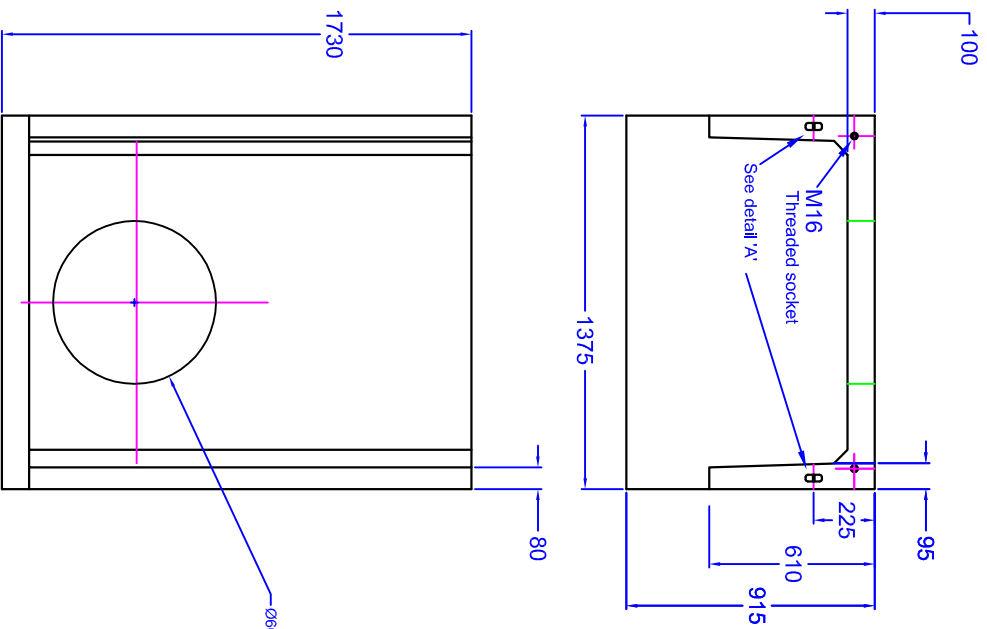
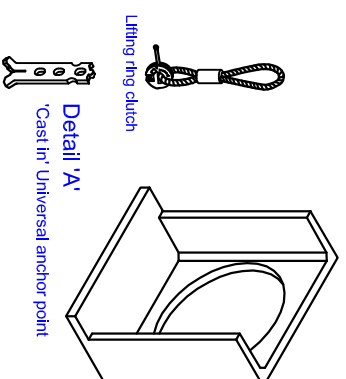
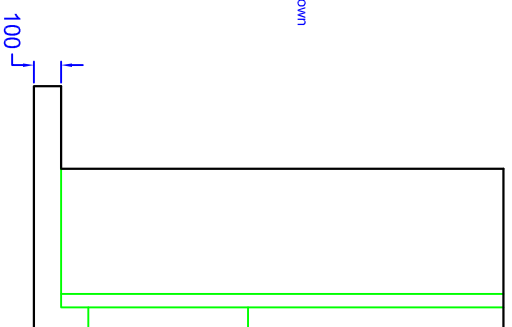


H42C C HEADWALL



Each headwall is cast with an opening to suit the outside diameter of the pipe being used at the invert height required. Size of hole shown in backwall is indicative only.



Lifting ring clutch

Detail 'A'

'Cast in' Universal anchor point

Installation

Units should be bedded on minimum 100mm of semi-dry concrete which extends 800mm forward of the headwall, and the full width of the ditch.

For full details and installation instructions contact Althon Ltd on Tel: 01603 488700

Material: Reinforced concrete

Weight approximately 1230kg

All dimensions in mm



ALTHON LIMITED VULCAN ROAD SOUTH NORWICH NR6 6AF
TEL: 01603 488700 FAX: 01603 488596

Drwg. No. H42C C