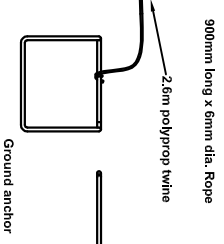
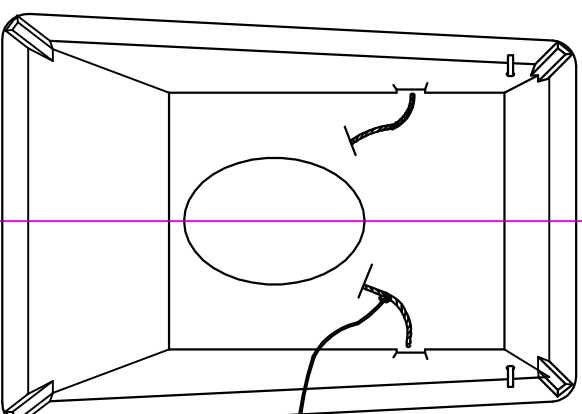
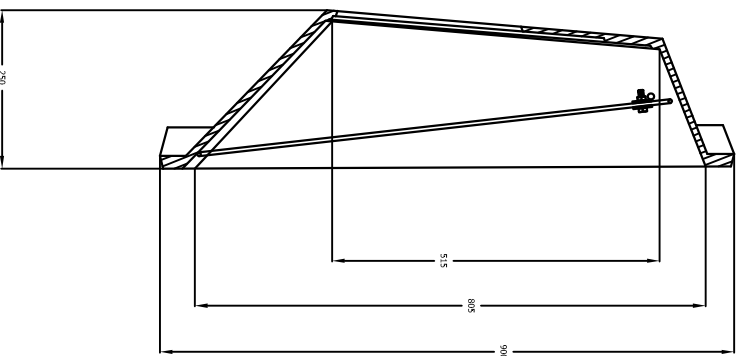
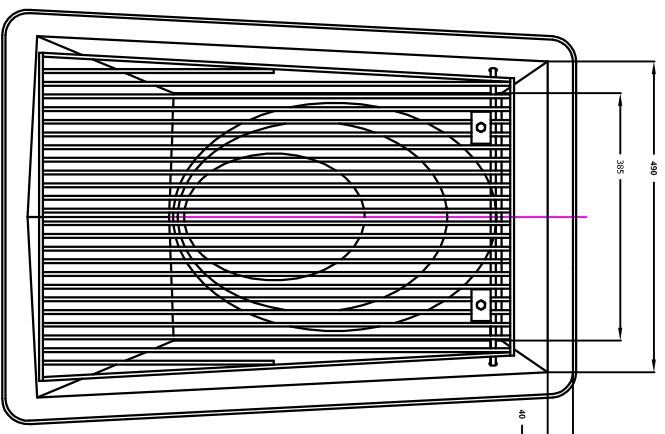


# SPILLWAY HEADWALL GPLARGE G (Drainage outfall)

## Section XX



**All dimensions in mm**

**Weight approximately 30kg**

### Installation

Dig out sufficiently to allow headwall flanges to finish flush with the batter. Take outfall pipe (minimum length 1.5m rigid impervious pipe) and slide it through headwall so it protrudes approximately 50mm. Make a good connection with the land drain and seal by returning approximately 150mm of soil into trench and consolidating. Unravel the string and draw the anchor back along the trench as the rest of the backfilling is completed.

For full detailed installation instructions contact Althon Ltd. on Tel: 01603 488700

**Althon Ltd**

**Vulcan Rd South**

**Norwich NR6 6AF**

**t: 01603 488700**

**f: 01603 488598**

**www.althon.co.uk**

