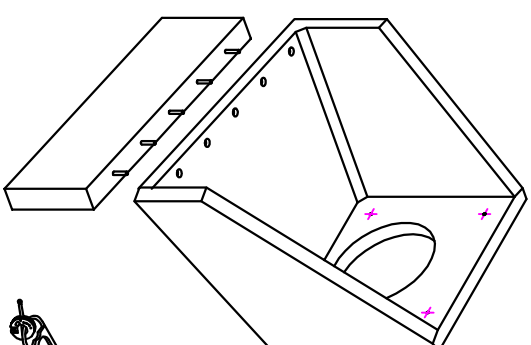
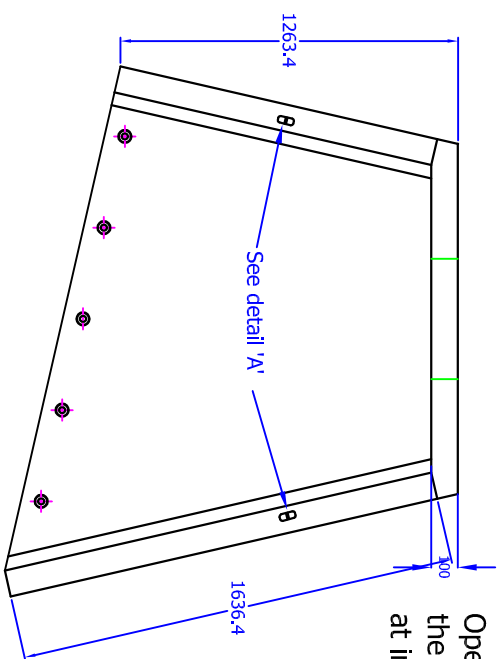


SPILLWAY HEADWALL 26° Angled AH10 RH A

Opening in back wall cast to suit the outside diameter of the pipe at invert height required.

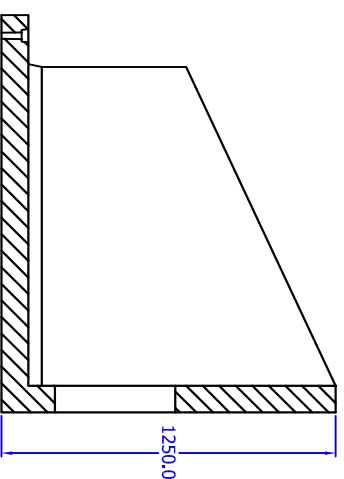
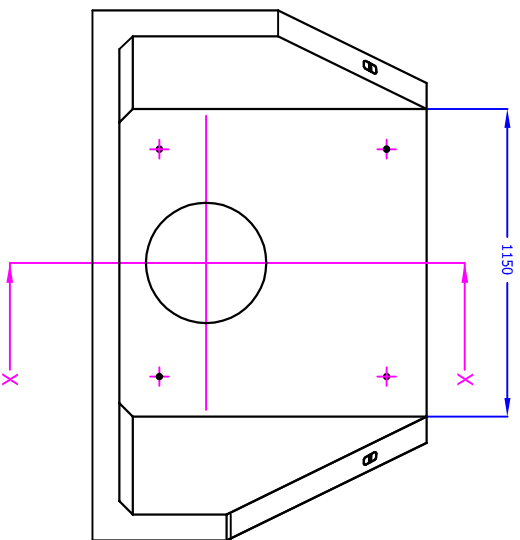


Universal Lifting Eye



Detail 'A'
Cast in anchor pin

Section
XX



Installation

Units should be bedded on minimum 100mm of semi-dry concrete. Sit the headwall level or with a slight fall 1:50 from pipe to spill mouth.

Material: Reinforced concrete
Weight approximately 2000kg

All dimensions in mm



ALTHON LIMITED, VULCAN ROAD SOUTH, NORWICH NR6 3AF
TEL: 01603 488700
FAX: 01603 488298

Dwg. No. AH10C RH A