
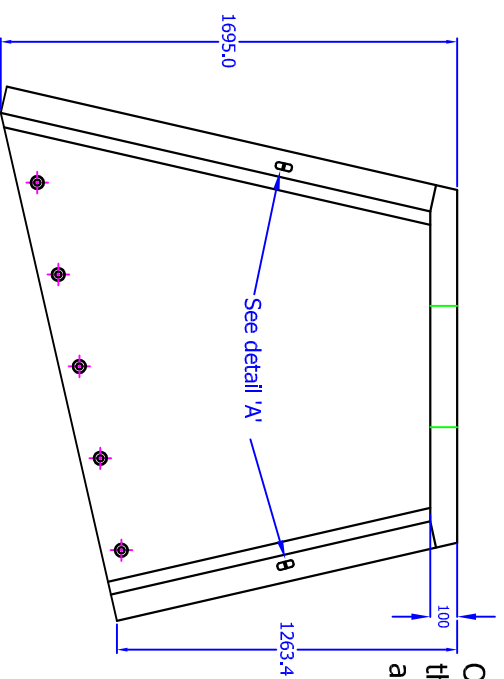


# SPILLWAY HEADWALL 26° Angled AH10C LH A

Opening in back wall cast to suit the outside diameter of the pipe at invert height required.

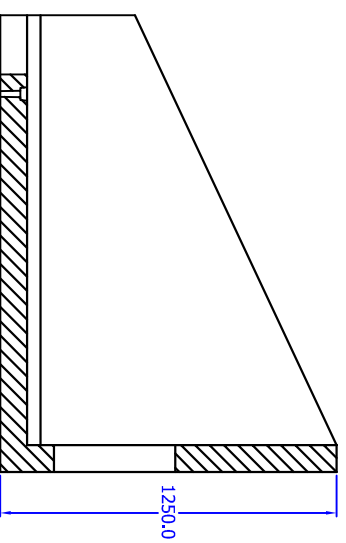
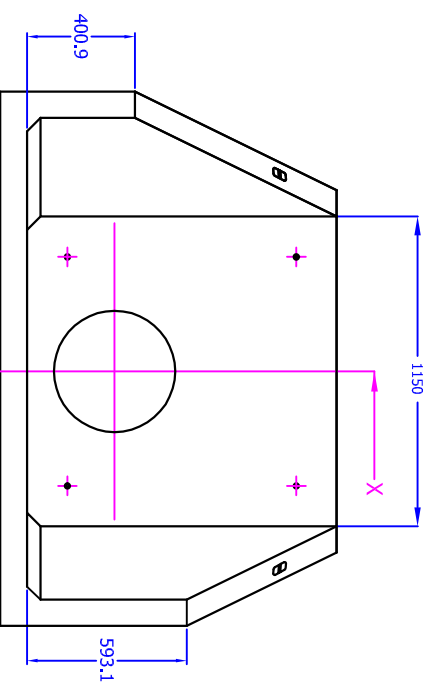


Universal Lifting Eye



Detail 'A'  
Cast in anchor pin

Section  
XX



**Installation**  
Units should be bedded on minimum 100mm of semi-dry concrete. Sit the headwall level or with a slight fall 1:50 from pipe to spill mouth.

**Material:** Reinforced concrete  
**Weight** approximately 2000kg  
**All dimensions in mm**



ALTHON LIMITED, VULCAN ROAD, SOUTH, NORWICH, NR15 6AF  
TEL: 01603 488700 FAX: 01603 488698

Drwg. No. AH10C LH A